

Regd. office :
9 - 01, HDIL Towers,
Anant Kanekar Marg,
Bandra (E)
Mumbai 400 051.
T +91 22 2658 3500
F +91 22 2658 3535
www.hdil.in

April 20, 2012

The Manager
Listing Department
Bombay Stock Exchange Limited
Phiroz Jeejeebhai Towers,
Mumbai - 400 001
Scrip Code: 532873



Dear Sir,

Re: Submission of Shareholding Pattern as per Clause 35 of Listing Agreement for the Quarter ended on 31st March, 2012.

In pursuant to Clause 35 of the listing agreement, kindly find enclosed herewith share holding pattern of the Company for the quarter ended on 31st March, 2012.

Kindly acknowledge receipt and take the same on record.

Thanking You

Yours truly,
for Housing Development and Infrastructure Limited

A handwritten signature in blue ink, appearing to read 'Darshan D Majmudar'.

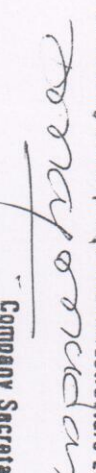
Darshan D Majmudar
Vice President Company Secretary & Legal

Encl: as above



(1)(a) STATEMENT SHOWING SHAREHOLDING PATTERN IN CLAUSE-35

NAME OF THE COMPANY:	HOUSING DEVELOPMENT AND INFRASTRUCTURE LIMITED		
SCRIP CODE:	532873	Name of the Scrip: HDIL	
Class of Security:			
QUARTER ENDED:	31/03/2012		
Partly paid-up shares	No. of partly paid-up shares	As a % of total no. of partly paid-up shares	As a % of total no. of shares of the Company.
Held by promoter/promoter group	0	0	0
Held by Public	0	0	0
Total:	0	0	0
Outstanding convertible securities:	No. of outstanding securities	As a % of total no. of outstanding convertible securities.	As a % of total no. of shares of the Company assuming full conversion of the convertible securities
Held by promoter/promoter group	0	0	0
Held by Public	0	0	0
Total:	0	0	0
Warrants:	No. of warrants	As a % of total no. of warrants	As a % of total no. of shares of the Company, assuming full conversion of warrants
Held by promoter/promoter group	0	0	0
Held by Public	0	0	0
Total:	0	0	0
Total paid-up capital of the Company, assuming full conversion of warrants and convertible securities	419003986		100.00

CERTIFIED TRUE COPY
 For Housing Development And Infrastructure Ltd

 Company Secretary

CATEGORY CODE	CATEGORY OF SHAREHOLDER	NO OF SHAREHOLDERS	TOTAL NUMBER OF SHARES	NO OF SHARES HELD IN DEMATERIALIZED FORM	TOTAL SHAREHOLDING AS A % OF TOTAL NO OF SHARES		SHARES PLEDGE OR OTHERWISE ENCUMBERED	AS a PERCENTAGE
					AS a PERCENTAGE of (A+B)	AS a PERCENTAGE of (A+B+C)		
(i)	(ii)	(iii)	(iv)	(v)	(vi)	(vii)	(viii)	(ix)=(viii)/(iv)*100
(A)	PROMOTER AND PROMOTER GROUP							
(1)	INDIAN							
(a)	Individual /HUF							
(b)	Central Government/State Government(s)	8	103189824	103189824	24.63	24.63	97304176	94.30
(c)	Bodies Corporate	0	0	0	0.00	0.00	0	0.00
(d)	Financial Institutions / Banks	4	53346984	53346984	12.73	12.73	53346599	100.00
(e)	Others	0	0	0	0.00	0.00	0	0.00
	Sub-Total A(1) :	12	156536808	156536808	37.36	37.36	150650775	96.24
(2)	FOREIGN							
(a)	Individuals (NRIs/Foreign Individuals)							
(b)	Bodies Corporate	0	0	0	0.00	0.00	0	0.00
(c)	Institutions	0	0	0	0.00	0.00	0	0.00
(d)	Others	0	0	0	0.00	0.00	0	0.00
	Sub-Total A(2) :	0	0	0	0.00	0.00	0	0.00
	Total A=A(1)+A(2)	12	156536808	156536808	37.36	37.36	150650775	96.24
(B)	PUBLIC SHAREHOLDING INSTITUTIONS							
(1)	Mutual Funds /UTI	6	322102	322102	0.08	0.08		
(b)	Financial Institutions /Banks	9	508664	508664	0.12	0.12		
(c)	Central Government / State Government(s)	0	0	0	0.00	0.00		
(d)	Venture Capital Funds	0	0	0	0.00	0.00		
(e)	Insurance Companies	2	314372	314372	0.08	0.08		
(f)	Foreign Institutional Investors	194	150964870	150964870	36.03	36.03		
(g)	Foreign Venture Capital Investors	0	0	0	0.00	0.00		
(h)	Others	0	0	0	0.00	0.00		
	Sub-Total B(1) :	211	152110008	152110008	36.30	36.30		

CERTIFIED TRUE COPY

For Housing Development And Infrastructure Ltd

Devi Prasad

Company Secretary

CATEGORY CODE	CATEGORY OF SHAREHOLDER	NO OF SHAREHOLDERS	TOTAL NUMBER OF SHARES	NO OF SHARES HELD IN DEMATERIALIZED FORM	TOTAL SHAREHOLDING AS A % OF TOTAL NO OF SHARES		SHARES PLEDGE OR OTHERWISE ENCUMBERED	AS a PERCENTAGE
					AS a PERCENTAGE of (A+B)	AS a PERCENTAGE of (A+B+C)		
(1)	(ii)	(iii)	(iv)	(v)	(vi)	(vii)	(viii)	(ix)=(viii)/(iv)*100
(2)	NON-INSTITUTIONS							
(a)	Bodies Corporate							
(b)	Individuals	2203	45477361	45477296	10.85	10.85		
	(i) Individuals holding nominal share capital upto Rs.1 lakh							
	(ii) Individuals holding nominal share capital in excess of Rs.1 lakh	261183	46790995	46752374	11.17	11.17		
(c)	Others	254	7003378	6945522	1.67	1.67		
	DIRECTORS AND THEIR RELATIVES							
	NON RESIDENT INDIANS	6	1796258	1791544	0.43	0.43		
	OVERSEAS CORPORATE BODIES	2358	1869784	1869784	0.45	0.45		
	CLEARING MEMBERS	2	13	13	0.00	0.00		
	TRUSTS	470	7415924	7415924	1.77	1.77		
		10	3457	3457	0.00	0.00		
	Sub-Total B(2) :	266486	110357170	110255914	26.34	26.34		
	Total B=B(1)+B(2) :	266697	262467178	262365922	62.64	62.64		
	Total (A+B) :	266709	419003986	418902730	100.00	100.00		
(C)	Shares held by custodians, against which Depository Receipts have been issued							
(1)	Promoter and Promoter Group							
(2)	Public	0	0	0	0.00	0.00		
		0	0	0	0.00	0.00		
	GRAND TOTAL (A+B+C) :	266709	419003986	418902730	100.00	0.00	150650775	35.95


CERTIFIED TRUE COPY

For Housing Development And Infrastructure Ltd

Deeppanadan
Company Secretary

(i)(b) Sr.No	Statement showing holding of securities (including shares, warrants, convertible securities) of persons belonging to the category "Promoter and Promoter Group"	Details of Shares held				Encumbered shares (*)			Details of Warrants			Details of convertible securities		Total Shares (including underlying shares assuming full conversion of warrants and convertible securities) as a % of diluted share capital
(i)	(ii)	(iii) No. of Shares held	(iv) As a % of Grand total (A)+(B)+(C)	(v) Pledge Shares	(vi)=(v)/(iii)*100	(vii) AS a % of Grand total (A) + (B) + (C) of sub-clause (i)(a)	(viii) Number of warrants held	(ix) As a % total number of warrants of the same class	(x) Number of convertible securities held	(xi) As a % total number of convertible securities of the same class	(xii)			
1	RAKESHKUMAR KULDIPSINGH WADHAWAN	76047661	18.15	76047661	100.00	18.15	0	0.00	0	0.00				
2	INTERACTIVE MULTIMEDIA TECHNOLOGIES PVT. LTD.	15390385	3.67	15390000	100.00	3.67	0	0.00	0	0.00				
3	DINSHAW TRAPINEX BUILDERS PVT LTD	13885714	3.31	13885714	100.00	3.31	0	0.00	0	0.00				
4	DHEERAU CONSULTANCY PVT. LTD.	13885714	3.31	13885714	100.00	3.31	0	0.00	0	0.00				
5	PRIVILEGE DISTILLERIES PVT. LTD.	10185171	2.43	10185171	100.00	2.43	0	0.00	0	0.00				
6	MALTI RAKESHKUMAR WADHAWAN	8100000	1.93	8100000	100.00	1.93	0	0.00	0	0.00				
7	WARYAM SINGH	7997400	1.91	7997400	100.00	1.91	0	0.00	0	0.00				
8	SARANAG RAKESH WADHAWAN	9159115	2.19	5159115	100.00	1.23	0	0.00	0	0.00				
9	ANJANA RAMESHCHANDAR SAKHUJA	1157142	0.28	0	0.00	0.00	0	0.00	0	0.00				
10	ANU SARANG WADHAWAN	503222	0.12	0	0.00	0.00	0	0.00	0	0.00				
11	ROMY MEHRA	168142	0.04	0	0.00	0.00	0	0.00	0	0.00				
12	NIKITA TREHAN	57142	0.01	0	0.00	0.00	0	0.00	0	0.00				
	TOTAL :	156536808	37.36	150650775	96.24	35.95	0	0.00	0	0.00		0.00		

CERTIFIED TRUE COPY

For Housing Development And Infrastructure Ltd

 Company Secretary

(1)(c)(i)	Statement showing holding of securities (including shares, warrants, convertible securities) of persons belonging to the category "Public" and holding more than 1% of the total number of shares											
Sr. No.	Name of the shareholder	Number of shares held	Shares as a percentage of total number of shares (i.e., Grant total (A)+(B)+(C) indicated in Statement at para (1)(a) above)	Details of warrants		Details of convertible securities		Total shares (including underlying shares assuming full conversion of warrants and convertible securities) as a % of diluted share capital)				
				Number of warrants held	As a % total number of warrants of the same class	Number of convertible securities held	% w.r.t total number of convertible securities of the same class					
1	PLATINUM INVESTMENT MANAGEMENT LIMITED A/C PLATINUMASIA FUND	24295900	5.80	0	0.00	0	0.00	0.00				
2	ORBIS SICAV - ASIA EX-JAPAN EQUITY FUND	20503976	4.89	0	0.00	0	0.00	0.00				
3	PLATINUM INVESTMENT MANAGEMENT LIMITED A/C PLATINUM INTERNATIONAL FUND	11129969	2.66	0	0.00	0	0.00	0.00				
4	EDUCATIONAL AND SCIENTIFIC EQUIPMENTS PVT. LTD.	7868571	1.88	0	0.00	0	0.00	0.00				
5	STICHTING PENSIOENFONDS ABP	6689806	1.60	0	0.00	0	0.00	0.00				
6	FIDELITY INVESTMENT TRUST FIDELITY SERIES EMERGINGMARKETS FUND	6379554	1.52	0	0.00	0	0.00	0.00				
7	FIDELITY INVESTMENT TRUST - FIDELITY EMERGINGMARKETS FUND	6125946	1.46	0	0.00	0	0.00	0.00				
8	COPTHALL MAURITIUS INVESTMENT LIMITED	4785324	1.14	0	0.00	0	0.00	0.00				
9	ICICI PRUDENTIAL LIFE INSURANCE COMPANY LTD	4644184	1.11	0	0.00	0	0.00	0.00				
	TOTAL :	92423230	22.06	0	0.00	0	0.00	0.00				

CERTIFIED TRUE COPY

For Housing Development And Infrastructure Ltd


[Signature]

Company Secretary

(I)(c)(ii)	Statement showing holding of securities (including shares, warrants, convertible securities) of persons (together with PAC) belonging to the category "Public" and holding more than 5% of the total number of shares of the company	Sr.No.	Name(s) of the shareholder(s) and the Persons Acting in Concert (PAC) with them	Number of shares held	Shares as a percentage of total number of shares (i.e., Grant total (A)+(B)+(C) indicated in Statement at para (I)(a) above)	Details of warrants				Details of convertible securities		Total shares (including underlying shares assuming full conversion of warrants and convertible securities) as a % of diluted share capital)
						Number of warrants held	As a % total number of warrants of the same class	Number of convertible securities held	% w.r.t total number of convertible securities of the same class			
1	PLATINUM INVESTMENT MANAGEMENT LIMITED A/C PLATINUMASIA FUND			24295900	5.80	0	0.00	0	0.00			0.00
	TOTAL :			24295900	5.80	0	0.00	0	0.00			0.00

CERTIFIED TRUE COPY

For Housing Development And Infrastructure Ltd


Company Secretary

(1)(d)	STATEMENT SHOWING DETAILS OF LOCKED-IN SHARES"			
SLNO	NAME OF THE SHAREHOLDER	CAT. CODE	NO OF SHARES	PERCENTAGE
1	RAKESHKUMAR KULDIPSINGH WADHAWAN	PRD	26000000	6.21
2	SARANG RAKESH WADHAWAN	PRD	4000000	0.95
	TOTAL :		30000000	7.16

CERTIFIED TRUE COPY

For Housing Development And Infrastructure Ltd

Company Secretary

STATEMENT SHOWING DETAILS OF DEPOSITORY RECEIPTS (DRS)				
(II)(a)				
Sr.No.	Type of outstanding DR (ADRs,GDRs,SDRs,etc.)	Number of outstanding DRS	Number of shares underlying outstanding DRS	Shares underlying outstanding DRS as a percentage of total number of shares {i.e., Grand Total (A)+(B)+(C) indicated in Statement at Para(I)(a) above}
	TOTAL :	0	0	0

CERTIFIED TRUE COPY

For Housing Development And Infrastructure Ltd


Company Secretary

(II)(b)	Statement showing Holding of Depository Receipts (DRs), where underlying shares held by "Promoter/Promoter group" are in excess of 1% of the total number shares.			
Sr.No.	Name of the DR Holder	Type of outstanding DRs (ADRs, GDRs, SDRs, etc.)	Number of DR shares underlying outstanding DRs	Shares underlying outstanding DRs as a percentage of total number of shares {i.e., Grand Total (A)+(B)+(C) indicated in Statement at para(I)(a) above}
TOTAL :			0	0

CERTIFIED TRUE COPY

For Housing Development And Infrastructure Ltd

Company Secretary

