

October 9, 2013

The Manager  
Listing Department  
Bombay Stock Exchange Limited  
Phiroz Jeejeebhai Towers,  
Mumbai - 400 001  
Scrip Code: 532873

Regd. office :  
9 - 01, HDIL Towers,  
Anant Kanekar Marg,  
Bandra (E)  
Mumbai 400 051.  
T +91 22 2658 3500  
F +91 22 2658 3535  
www.hdil.in

Dear Sir,

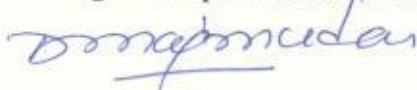
**Re: Submission of Shareholding Pattern as per Clause 35 of Listing Agreement for the Quarter ended on 30<sup>th</sup> September, 2013.**

In pursuant to Clause 35 of the listing agreement, kindly find enclosed herewith share holding pattern of the Company for the quarter ended on 30<sup>th</sup> September, 2013.

Kindly acknowledge receipt and take the same on record.

Thanking You

Yours truly,  
for Housing Development and Infrastructure Limited

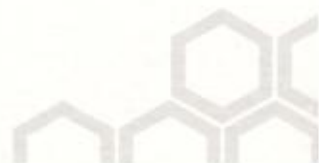


**Darshan D. Majmudar**  
Vice President- Company Secretary & Legal

Encl: as above



<b>(1)(a) STATEMENT SHOWING SHAREHOLDING PATTERN IN CLAUSE-35</b>			
<b>NAME OF THE COMPANY:</b>	<b>HOUSING DEVELOPMENT &amp; INFRASTRUCTURE LTD</b>		
<b>SCRIP CODE:</b>	<b>532873</b>	<b>Name of the Scrip:</b>	<b>HDIL</b>
<b>Class of Security:</b>	<b>EQUITY</b>		
<b>QUARTER ENDED:</b>	<b>30/09/2013</b>		
<b>Partly paid-up shares</b>	<b>No. of partly paid-up shares</b>	<b>As a % of total no. of partly paid-up shares</b>	<b>As a % of total no. of shares of the Company.</b>
Held by promoter/promoter group	0	0	0
Held by Public	0	0	0
<b>Total:</b>	<b>0</b>	<b>0</b>	<b>0</b>
<b>Outstanding convertible securities:</b>	<b>No. of outstanding securities</b>	<b>As a % of total no. of outstanding convertible securities.</b>	<b>As a % of total no. of shares of the Company assuming full conversion of the convertible securities</b>
Held by promoter/promoter group	0	0	0
Held by Public	0	0	0
<b>Total:</b>	<b>0</b>	<b>0</b>	<b>0</b>
<b>Warrants:</b>	<b>No. of warrants</b>	<b>As a % of total no. of warrants</b>	<b>As a % of total no. of shares of the Company, assuming full conversion of warrants</b>
Held by promoter/promoter group	0	0	0
Held by Public	0	0	0
<b>Total:</b>	<b>0</b>	<b>0</b>	<b>0</b>
<b>Total paid-up capital of the Company, assuming full conversion of warrants and convertible securities</b>	<b>419003986</b>	<b>0</b>	<b>100.00</b>



CATEGORY CODE	CATEGORY OF SHAREHOLDER (ii)	NO. OF SHAREHOLDERS (iii)	TOTAL NUMBER OF SHARES (iv)	NO. OF SHARES HELD IN DEMATERIALIZED FORM (v)	TOTAL SHAREHOLDING AS A % OF TOTAL NO OF SHARES			SHARES PLEDGE OR OTHERWISE ENCUMBERED	
					AS a PERCENTAGE of (A+B) (vi)	As a PERCENTAGE of (A+B+C) (vii)	NUMBER OF SHARES (viii)	AS a PERCENTAGE (ix)=(viii)/(iv)*100	
(A)	PROMOTER AND PROMOTER GROUP								
(1)	INDIAN								
(a)	Individual /HUF	3	88204176	88204176	21.05	21.05	84204176	95.47	
(b)	Central Government/State Government(s)	0	0	0	0.00	0.00	0	0.00	
(c)	Bodies Corporate (Group Company)	4	53346984	53346984	12.73	12.73	53346599	100.00	
(d)	Financial Institutions / Banks	0	0	0	0.00	0.00	0	0.00	
(e)	Others (Promoter Director relative)	5	9985648	9985648	2.38	2.38	8100000	81.12	
	<b>Sub-Total A(1) :</b>	<b>12</b>	<b>151536808</b>	<b>151536808</b>	<b>36.17</b>	<b>36.17</b>	<b>145650775</b>	<b>96.12</b>	
(2)	FOREIGN								
(a)	Individuals (NRIs/Foreign Individuals)	0	0	0	0.00	0.00	0	0.00	
(b)	Bodies Corporate	0	0	0	0.00	0.00	0	0.00	
(c)	Institutions	0	0	0	0.00	0.00	0	0.00	
(d)	Qualified Foreign Investor	0	0	0	0.00	0.00	0	0.00	
(e)	Others	0	0	0	0.00	0.00	0	0.00	
	<b>Sub-Total A(2) :</b>	<b>0</b>	<b>0</b>	<b>0</b>	<b>0.00</b>	<b>0.00</b>	<b>0</b>	<b>0.00</b>	
	<b>Total A=A(1)+A(2)</b>	<b>12</b>	<b>151536808</b>	<b>151536808</b>	<b>36.17</b>	<b>36.17</b>	<b>145650775</b>	<b>96.12</b>	
(B)	PUBLIC SHAREHOLDING								
(1)	INSTITUTIONS								
(a)	Mutual Funds /UTI	1	5931	5931	0.00	0.00	0	0.00	
(b)	Financial Institutions /banks	7	584535	584535	0.14	0.14	0	0.00	
(c)	Central Government / State Government(s)	0	0	0	0.00	0.00	0	0.00	
(d)	Venture Capital Funds	0	0	0	0.00	0.00	0	0.00	
(e)	Insurance Companies	2	314372	314372	0.08	0.08	0	0.00	
(f)	Foreign Institutional Investors	107	140963453	140963453	33.64	33.64	0	0.00	
(g)	Foreign Venture Capital Investors	0	0	0	0.00	0.00	0	0.00	
(h)	Qualified Foreign Investor	0	0	0	0.00	0.00	0	0.00	
(i)	Others	0	0	0	0.00	0.00	0	0.00	
	<b>Sub-Total B(1) :</b>	<b>117</b>	<b>141868291</b>	<b>141868291</b>	<b>33.86</b>	<b>33.86</b>	<b>0</b>	<b>0.00</b>	



CATEGORY CODE	CATEGORY OF SHAREHOLDER (ii)	NO. OF SHAREHOLDERS (iii)	TOTAL NUMBER OF SHARES OF SHARES (iv)	NO. OF SHARES HELD IN DEMATERIALIZED FORM (v)	TOTAL SHAREHOLDING AS A % OF TOTAL NO OF SHARES			SHARES PLEDGE OR OTHERWISE ENCUMBERED
					AS a PERCENTAGE of (A+B) (vi)	As a PERCENTAGE of (A+B+C) (vii)	NUMBER OF SHARES (viii)	
							AS a PERCENTAGE (IX)=(VIII)/(IV)*100	
(1)								
(2)	NON-INSTITUTIONS							
(a)	Bodies Corporate	2173	35199598	35199533		8.40		8.40
(b)	Individuals							
	(i) Individuals holding nominal share capital upto Rs.1 lakh	278034	69776216	69730509		16.65		16.65
	(ii) Individuals holding nominal share capital in excess of Rs.1 lakh	463	13959203	13946346		3.33		3.33
(c)	Others							
	TRUSTS	7	12187	12187		0.00		0.00
	OVERSEAS CORPORATE BODIES	2	13	13		0.00		0.00
	NON RESIDENT INDIANS	2287	3195056	3195056		0.76		0.76
	DIRECTORS AND THEIR RELATIVES	6	1542092	1537378		0.37		0.37
	CLEARING MEMBERS	327	1914522	1914522		0.46		0.46
(d)	Qualified Foreign Investor	0	0	0		0.00		0.00
	<b>Sub-Total B(2) :</b>	<b>283299</b>	<b>125598887</b>	<b>125535544</b>		<b>29.98</b>		<b>29.98</b>
	Total B=B(1)+B(2) :	283416	267467178	267403835		63.83		63.83
	Total (A+B) :	283428	419003986	418940643		100.00		100.00
(C)	Shares held by custodians, against which Depository Receipts have been issued							
(1)	Promoter and Promoter Group							
(2)	Public	0	0	0		0.00		0.00
	<b>GRAND TOTAL (A+B+C) :</b>	<b>283428</b>	<b>419003986</b>	<b>418940643</b>		<b>100.00</b>		<b>34.76</b>





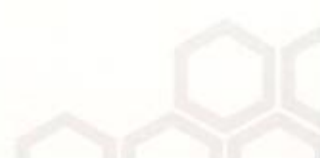
Sr.No	Name of the Shareholder	Details of Shares held		Encumbered shares (*)			Details of Warrants		Details of convertible securities		Total Shares (including underlying shares assuming full conversion of warrants and convertible securities) as a % of diluted share capital
		No. of Shares held (iii)	As a % of grand total (A)+(B)+(C) (iv)	Pledge Shares (v)	AS a percentage (vi)=(vi)/(iii)*100	AS a % of grand total (A) + (B) + (C) of sub-clause (i)(a) (vii)	Number of warrants held (viii)	As a % total number of warrants of the same class (ix)	Number of convertible securities held (x)	As a % total number of convertible securities of the same class (xi)	
(i)	(ii)										(xii)
1	RAKESHKUMAR KULDIPSINGH WADHAWAN	76047661	18.15	76047661	100.00	18.15	0	0.00	0	0.00	18.15
2	INTERACTIVE MULTIMEDIA TECHNOLOGIES PVT. LTD.	15390385	3.67	15390000	100.00	3.67	0	0.00	0	0.00	3.67
3	DINSHAW TRAPINEX BUILDERS PVT LTD.	13885714	3.31	13885714	100.00	3.31	0	0.00	0	0.00	3.31
4	DHEERAJ CONSULTANCY PVT. LTD.	13885714	3.31	13885714	100.00	3.31	0	0.00	0	0.00	3.31
5	PRIVILEGE DISTILLERIES PVT. LTD.	10185171	2.43	10185171	100.00	2.43	0	0.00	0	0.00	2.43
6	MALTI RAKESHKUMAR WADHAWAN	81000000	1.93	81000000	100.00	1.93	0	0.00	0	0.00	1.93
7	WARYAM SINGH	7997400	1.91	7997400	100.00	1.91	0	0.00	0	0.00	1.91
8	SARANG RAKESH WADHAWAN	4159115	0.99	159115	3.83	0.04	0	0.00	0	0.00	0.99
9	ANJANA RAMESHCHANDAR SAKHUJA	1157142	0.28	0	0.00	0.00	0	0.00	0	0.00	0.28
10	ANU WADHAWAN	503222	0.12	0	0.00	0.00	0	0.00	0	0.00	0.12
11	ROMY MEHRA	168142	0.04	0	0.00	0.00	0	0.00	0	0.00	0.04
12	NIKITA TREHAN	57142	0.01	0	0.00	0.00	0	0.00	0	0.00	0.01
	<b>TOTAL :</b>	<b>151536808</b>	<b>36.17</b>	<b>145650775</b>	<b>96.12</b>	<b>34.76</b>	<b>0</b>	<b>0.00</b>	<b>0</b>	<b>0.00</b>	<b>36.17</b>



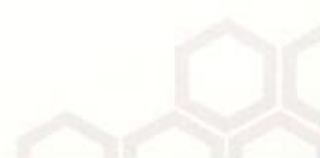
Statement showing holding of securities (including shares, warrants, convertible securities) of persons belonging to the category "Public" and holding more than 1% of the total number of shares									
Sr.No.	Name of the shareholder	Number of shares held	Shares as a percentage of total number of shares (i.e., Grant total (A)+(B)+(C) indicated in Statement at para (I)(a) above)	Details of warrants		Details of convertible securities		Total shares (including underlying shares assuming full conversion of warrants and convertible securities) as a % of diluted share capital)	
				Number of warrants held	As a % total number of warrants the same class	Number of convertible securities held	% w.r.t total number of convertible securities of the same class		
1	ORBIS SICAV - ASIA EX-JAPAN EQUITY FUND	32990632	7.87	0	0.00	0	0.00	7.87	
2	PLATINUM INVESTMENT MANAGEMENT LIMITED A/C	24133771	5.76	0	0.00	0	0.00	5.76	
3	GMO EMERGING MARKETS FUND	10995413	2.62	0	0.00	0	0.00	2.62	
4	GOVERNMENT PENSION FUND GLOBAL	9378000	2.24	0	0.00	0	0.00	2.24	
5	EDUCATIONAL AND SCIENTIFIC EQUIPMENTS PVT. LTD.	7868571	1.88	0	0.00	0	0.00	1.88	
6	PLATINUM INVESTMENT MANAGEMENT LIMITED A/C	5968125	1.42	0	0.00	0	0.00	1.42	
7	PLATINUM INTERNATIONAL FUND	5709943	1.36	0	0.00	0	0.00	1.36	
8	ORBIS GLOBAL EQUITY FUND LTD	5000000	1.19	0	0.00	0	0.00	1.19	
9	HANDELSBANKENS TILLVAXTMARKNADSFOND	4919930	1.17	0	0.00	0	0.00	1.17	
10	DIMENSIONAL EMERGING MARKETS VALUE FUND	4405431	1.05	0	0.00	0	0.00	1.05	
	CREDIT SUISSE (SINGAPORE) LIMITED								
	<b>TOTAL :</b>	<b>111369816</b>	<b>26.58</b>	<b>0</b>	<b>0.00</b>	<b>0</b>	<b>0.00</b>	<b>26.58</b>	



Statement showing holding of securities (including shares, warrants, convertible securities) of persons (together with PAC) belonging to the category "Public" and holding more than 5% of the total number of shares of the company									
(1)(c)(ii)	Name(s) of the shareholder(s) and the Persons Acting in Concert (PAC) with them		Number of shares held	Shares as a percentage of total number of shares (i.e., Grant total (A)+(B)+(C) indicated in Statement at para (1)(a) above)	Details of warrants		Details of convertible securities		Total shares (including underlying shares assuming full conversion of warrants and convertible securities) as a % of diluted share capital)
Sr.No.					Number of warrants held	As a % total number of warrants of the same class	Number of convertible securities held	% w.r.t total number of convertible securities of the same class	
1	ORBIS SICAV - ASIA EX-JAPAN EQUITY FUND		32990632	7.87	0	0.00	0	0.00	0.00
2	PLATINUM INVESTMENT MANAGEMENT LIMITED A/C PLATINUMASIA FUND		24133771	5.76	0	0.00	0	0.00	0.00
	<b>TOTAL :</b>		<b>57124403</b>	<b>13.63</b>	<b>0</b>	<b>0.00</b>	<b>0</b>	<b>0.00</b>	<b>0.00</b>

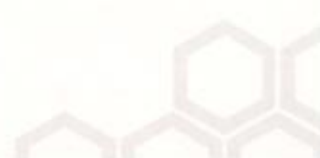


(I)(d) STATEMENT SHOWING DETAILS OF LOCKED-IN SHARES"				
Sr.No.	Name of the shareholder	Number of locked-in shares	Locked-in shares as a (%) percentage of total number of shares (i.e, Grand Total (A)+(B)+(C) Indicated in Statement at para (I)(a) above)	Promoter/Promoter Group/Public
1	SARANG RAKESH WADHAWAN	4000000	0.95	PROMOTER/PROMOTER GROUP
<b>TOTAL :</b>		<b>4000000</b>	<b>0.95</b>	





(II)(a)	STATEMENT SHOWING DETAILS OF DEPOSITORY RECEIPTS (DRS)			
Sr.No.	Type of outstanding DR (ADRs,GDRs,SDRs,etc.)	Number of outstanding DRs	Number of shares underlying outstanding DRs	Shares underlying outstanding DRs as a percentage of total number of shares {i.e., Grand Total (A)+(B)+(C) indicated in Statement at Para(I)(a) above}
		0	0	0
	<b>TOTAL :</b>	0	0	0



<b>(II)(b) Statement showing Holding of Depository Receipts (DRs), where underlying shares held by "Promoter/Promoter group" are in excess of 1% of the total number shares.</b>				
<b>Sr.No.</b>	<b>Name of the DR Holder</b>	<b>Type of outstanding DR (ADRs,GDRs,SDRs, etc.)</b>	<b>Number of shares underlying outstanding DRs</b>	<b>Shares underlying outstanding DRs as a percentage of total number of shares {i.e., Grand Total (A)+(B)+(C) indicated in Statement at para(I)(a) above}</b>
<b>TOTAL :</b>			<b>0</b>	<b>0</b>

